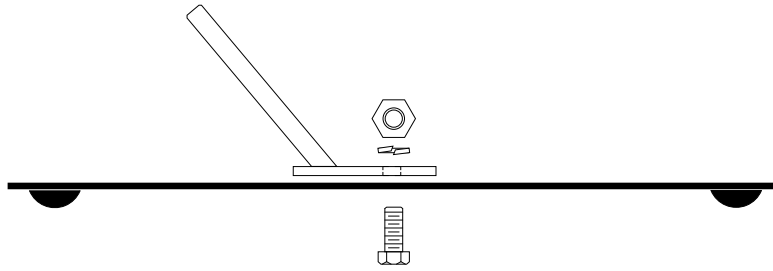
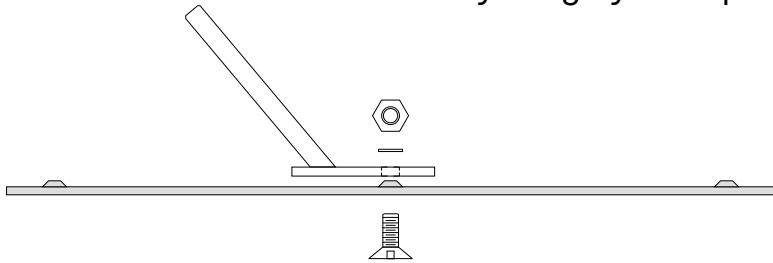


Assembly for black base plate.

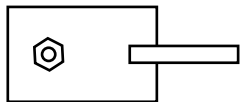


Use the included large bolt, nut and washer.

Assembly for gray base plate.



Use the flat head bolt & washer from your original base pin, plus the small nut included with the Circle Arch Adapter.



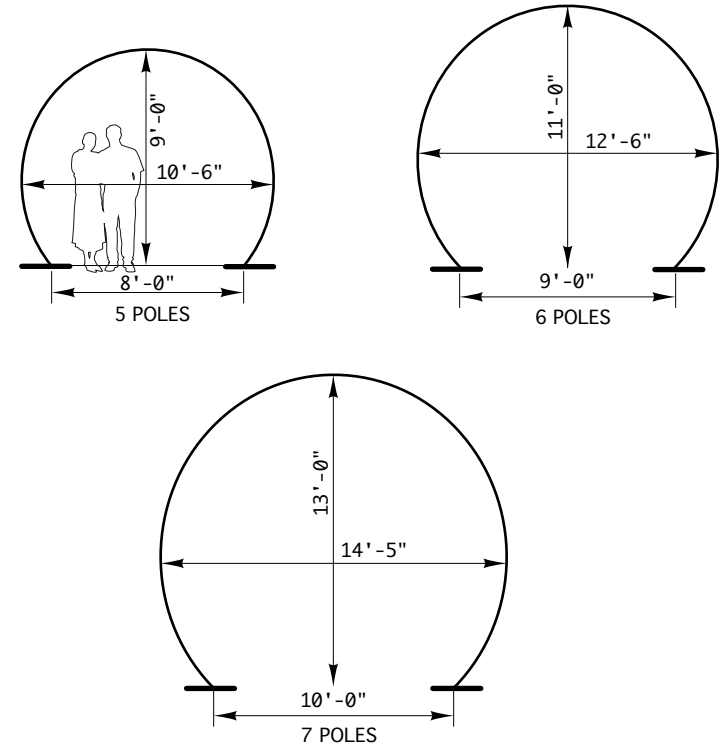
- Includes:
- 2- angle pin adapters
 - 2- nuts
 - 2- lock washers
 - 2- bolts
 - 2- small nuts
- for silver/gray bases

APS-CIRC
AeroPole System
CIRCLE ARCH Adapter
made in the USA



GlassHouse Balloon Co • 1552 S Anaheim Blvd #B • Anaheim CA 92805

Visit our website for videos and tips
www.AeroPoleSystem.com



APS-CIRC
AeroPole System
CIRCLE ARCH Adapter

made in the USA

Rev 7/14/20



800-200-8181